



# REVIVE

VANILLA  
SESAME

WOOD WARMTH  
AND TRENDY  
CREATIVITY

8'x40" VANILLA\_SESAME

# VANILLA\_SESAME

A unique and bright composition of colors, to furnish walls and floors in a renovated shop.



TROPICAL  
TILE & MARBLE



GINGER

THE GENUINE  
BEAUTY OF  
WORN WOOD

8"x40" GINGER

  
**TROPICAL**  
 TILE & MARBLE

# GINGER



8"x40" GINGER

Every detail is taken care of to create the warm feeling of aged recovered wood: a worn-out surface with neat color variations caused by the ravages of weather.





# SESAME

AN ORIGINAL  
BATHROOM,  
WOOD EFFECT  
AND SLATE

FLOOR \_ 8"x40" SESAME \_ 12"x24" BRICKMIX PLACE \_ RUST  
WALL \_ 24"x24" PLACE \_ RUST

# SESAME

A bathroom which does not relinquish the wood-effect look of a porcelain stoneware floor, and fears neither humidity nor mold. The combination with the slate-effect wall of the Place range is unique.



FLOOR \_ 8"x40" SESAME \_ 12"x24" BRICKMIX PLACE \_ RUST  
 WALL \_ 24"x24" PLACE \_ RUST



COCOA  
VANILLA

FUNCTIONAL  
AND VERSATILE,  
FOR WALLS  
AND FLOORS

FLOOR \_ 8"x40" COCOA  
WALL \_ 8"x40" \_ 12"x12" Lines VANILLA

# COCOA\_VANILLA



8"x40" COCOA

The 8"x40" wood slabs are perfect for a large modern kitchen. The 12"x12" mosaic enriches the wall with personality.



12"x12" Lines VANILLA













8"x40" VANILLA





**VANILLA**  
Non-rectified

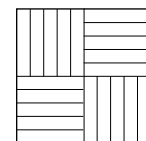
-  Porcelain Stoneware
-  Floor
-  Wall
-  V3 Moderate Variation
-  BOOT 3000 compliant
-  Thickness 3/8" (9mm)
-  NO V.O.C
-  Frost Proof
-  Low water absorption (<0.5%)
-  Made in Usa



8"x40"

DECORS

Lines




12"x12" Listel size 1 1/16"x 5 11/16"



**SESAME**  
Non-rectified

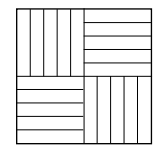
- Porcelain Stoneware
- Floor
- Wall
- V3 Moderate Variation
- BOOT 3000 compliant
- Thickness 3/8" (9mm)
- NO V.O.C
- Frost Proof
- Low water absorption (<0.5%)
- Made in Usa



8"x40"

DECORS

Lines



12"x12" Listel size 1 1/16"x 5 11/16"





# GINGER

Non-rectified



Porcelain Stoneware



Floor



Wall



Moderate Variation



BOOT 3000 compliant



Thickness 3/8" (9mm)



NO V.O.C




Frost Proof



Low water absorption (<0.5%)



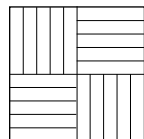
Made in Usa



8"x40"

DECORS

Lines



12"x12" \_Listel size 1 1/16"x 5 11/16"



8"x40"

COCOA  
Non-rectified

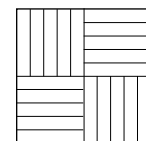
- Porcelain Stoneware
- Floor
- Wall
- V3 Moderate Variation
- BOOT 3000 compliant
- Thickness 3/8" (9mm)
- NO V.O.C
- Frost Proof
- Low water absorption (<0.5%)
- Made in Usa



8"x40"

DECORS

Lines



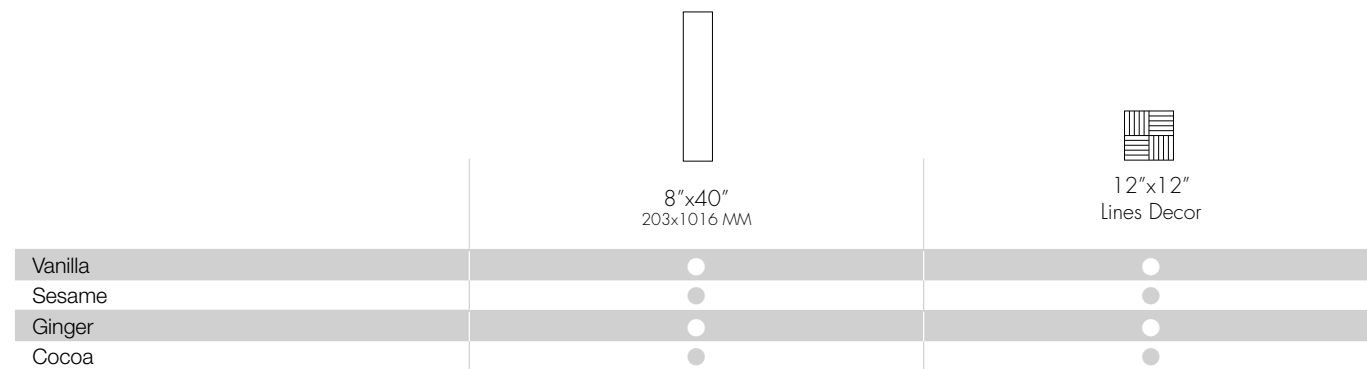
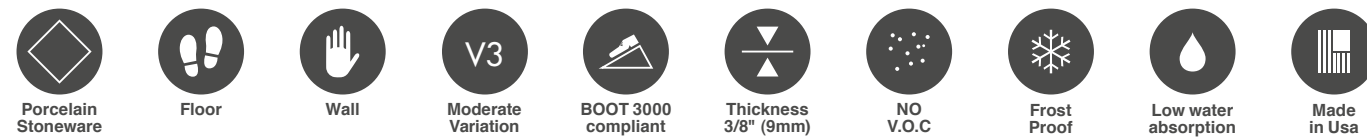
12"x12" Listel size 1 1/16"x 5 11/16"

TROPICAL  
TILE & MARBLE

REVIVE

COLORED-BODY PORCELAIN TILES

Colored-body porcelain stoneware tiles are produced minimizing the color difference between the glaze and the body. Nevertheless, the design is visible only on the surface.



● Matt

PACKAGING		BOX				PALLET					
SIZE		PCS	SURFACE (SQF)	SURFACE (SQM)	WEIGHT (LBS)	WEIGHT (KG)	BOXES	SURFACE (SQF)	SURFACE (SQM)	WEIGHT (LBS)	WEIGHT (KG)
8"x40"	203x1016	6	12,92	1,2	~50,26	~22,8	36	465,12	43,2	~1809,36	~820,8

<p><b>V0</b> <b>Very Uniform appearance.</b> Pieces of the same shade value are very uniform and smooth in texture. They can be measured for small color differences and are in compliance with the color uniformity requirements of tables 6-10 (ANSI A137.1-2012)</p>	<p><b>V1</b> <b>Uniform Appearance.</b> Differences among pieces from the same production run are minimal.</p>	<p><b>V2</b> <b>Slight Variation.</b> Clearly distinguishable texture and/or pattern within similar colors.</p>	<p><b>V3</b> <b>Moderate Variation.</b> While the colors and/or textures present on a single piece of tile will be indicative of the colors and/or texture to be expected on the other tiles, the amount of colors and/or texture on each piece may vary significantly. It is recommended that the range be viewed before selection.</p>	<p><b>V4</b> <b>Substantial Variation.</b> Random color and/or texture differences from tile to tile, so that one tile may have totally different colors and/or textures from that on other tiles. Thus, the final installation will be unique. It is recommended that the range be viewed before selection.</p>
---	--	---	--	--

Non rectified tiles be sure to use the same caliber tiles

Color reproductions may vary from actual products.

Caesar reserves the right to modify the products illustrated in this catalogue for reasons of production or to improve quality. Samples are purely indicative. Packaging and weights may vary for production reasons. Contact our sales department when ordering.

In case of running pattern installation, Caesar recommends a maximum 33% offset.

Caesar warrants that our products meet or exceed the requirements of ANSI, specification ANSI A137.1: 2012, as shown in our Tile Performance Data sheets.

TILE PERFORMANCE DATA

COLORED-BODY PORCELAIN TILES

CLASSIFICATION IN ACCORDANCE WITH ANSI A137.1: 2012 (P1 CLASS).

TECHNICAL FEATURE	ASTM TEST	VALUE REQUIRED ANSI A 137.1-2012	CAESAR AVERAGE VALUE
Facial dimension	ASTM C-499	See the ansi a 137.1-2012 Requirements for non rectified tiles	In accordance
Wedging	ASTM C-502	See the ansi a 137.1-2012 Requirements for non rectified tiles	In accordance
Warpage diagonal	ASTM C-485	See the ansi a 137.1-2012 Requirements for non rectified tiles	In accordance
Water absorption	ASTM C-373	≤ 0,5%	Passed "impervious tiles" class p1
Breaking strength	ASTM C-648	≥ 250 Lbs (≥1113 n)	≥ 400 Lbs
Freeze thaw	ASTM C-1026	No damages	In accordance
Chemical resistance	ASTM C-650	As reported	Unaffected
MOHS hardness			Coeff. 6
BOOT 3000 DCOF *	BOOT 3000	0,42	In accordance

Average values referred to the last two years of production and related to the matt finish of the product.

Values relate to the matt finish of the product and to tests carried out by certified external laboratories, whose results are available upon request at Headoffice.

Non rectified tiles. Be sure to use the same caliber tiles.

Color reproductions may vary from actual products.

\* Due to the intrinsic nature of porcelain stoneware tiles, please note that the coefficient of friction may vary within the same production lot or from one production lot to the other. Caesar products can become slippery when wet. We recommend to always keep the surface dry.