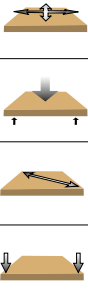
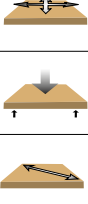









TILE PERFORMANCE DATA

COLORED-BODY PORCELAIN TILES
CLASSIFICATION IN ACCORDANCE WITH ANSI A137.1: 2012 (P1 CLASS).

TECHNICAL FEATURE		ASTM TEST	VALUE REQUIRED ANSI A 137.1-2012	CAESAR AVERAGE VALUE	
	24"x24" RECTIFIED	Facial dimension	ASTM C-499	±0,25% or ±0,03 in	In accordance to ANSI A 137.1-2012
	Wedging	ASTM C-502	±0,25% or ±0,03 in		
	Warpage diagonal	ASTM C-485	±0,4% or ±0,07 in		
	Warpage edge	ASTM C-485	±0,4% or ±0,05 in		
	12"x24" NON RECTIFIED	Facial dimension	ASTM C-499	See the ANSI A - 137.1-2012 requirements for non-rectified tiles	In accordance to ANSI A 137.1-2012
	Wedging	ASTM C-502			
	Warpage diagonal	ASTM C-485			
	Thickness	ASTM C-499	RANGE: 0,040 inch max (1 mm)	In accordance to ANSI A 137.1-2012	
	Water absorption	ASTM C-373	≤ 0,5%	Passed "impervious tiles" Class P1	
	Breaking strength	ASTM C-648	≥ 250 lbs (>=1113 N)	≥400 lbs	
	Freeze thaw	ASTM C-1026	No damages	In accordance	
	Chemical resistance	ASTM C-650	As reported	Unaffected	
	MOHS hardness			Coeff. 6	
	BOT 3000 DCOF *	BOT 3000	0,42	In accordance	

Average values referred to the last two years of production and related to the matt finish of the product.
Values relate to the matt finish of the product and to tests carried out by certified external laboratories, whose results are available upon request at Headoffice.
Be sure to use the same caliber tiles.

Color reproductions may vary from actual products.

* Due to the intrinsic nature of porcelain stoneware tiles, please note that the coefficient of friction may vary within the same production lot or from one production lot to the other. Caesar products can become slippery when wet. We recommend to always keep the surface dry.