



# JOURNEY

CONTEMPORARY NATURAL FEELING



"Contemporary" is a gathering of porcelain tile collections for floors and walls that draws inspiration from modern living trends. Different materials allow for expression with renewed personality the soul of architecture interior design with a new mood. The "Landmark Contemporary" porcelain tiles feature different surface look that coexists together with other materials while the space is decorated with the latest trends and metropolitan characteristics.

## A new **landmark** in the ceramic industry

Landmark ceramics is an American company, based in Tennessee that has set out to research, manufacture and sell top quality porcelain ceramics in North America, taking advantage of the proven experience of the Gruppo Concorde, an international leader in the sector. Technological innovation, market presence, attention to detail, the welfare of people and the environment, efficient service and a thorough product range make Landmark a new benchmark in the North American market for those who are looking for a reliable partner for any building and architecture project using US made top quality porcelain tiles.

# JOURNEY

## CONTEMPORARY NATURAL FEELING

A PRESTIGIOUS COLLECTION ROOTED IN THE BOND BETWEEN MAN AND NATURE, BRINGING DESIGN AND MATTER TOGETHER TO CREATE WELCOMING ENVIRONMENTS THAT COMBINE CONTEMPORARY TRENDS TO A REASSURING, AUTHENTIC FEEL.







COMFORTING  
MODERN  
LIVING



IN & OUT



AUTHENTIC



ROOTED



## DIVE INTO NATURE

Feel the freedom

SHADES AND COLORS FOR COZY RESIDENTIAL OR COMMERCIAL SETTINGS, INSTILLING A SOOTHING SENSE OF RELIEF THANKS TO THE GRACEFUL APPEAL OF DIFFERENT REFINED STONES BLENDED WITHIN MODERN ARCHITECTURAL CONCRETE. THE FREEDOM TO IMAGINE AND THE OPPORTUNITY TO COMBINE COLORS, SIZES AND STYLES THAT EFFORTLESSLY FIT IN NATURALLY.







**PROJECT**

FLOOR DESIGN

Journey Contemporary Dark - 12"x24" - 8"x40"


WALL DESIGN

Journey Contemporary Dark - 8"x40"





DISCOVER THE  
OUTSIDE WITHIN





## ELEVATE DESIGN

Without compromise  
everywhere you need

CUDDLING INDOOR AND OUTDOOR SPACES, SAFE AND WITH A PLEASANT TOUCH THANKS TO A WIDE OFFERING OF REFINED AND TECHNICAL SURFACES, FROM NATURAL TO FRONTIER20 ALL THE WAY TO GRIP FINISHES FOR ENDLESS APPLICATIONS. MULTIPLE SURFACES FOR ANY ENVIRONMENT: ONLY THE FINEST PORCELAIN TILES, REACHING NEW HEIGHTS OF ELEGANCE AND PEAK PERFORMANCES, THANKS TO THE SUPERIOR TECHNICAL FEATURES OF LANDMARK'S HIGH QUALITY PORCELAIN.





PROJECT

FLOOR DESIGN

Journey Cozy Beige - 24"x48" - 8"x40"

WALL DESIGN

Veneer World - Pro Ledgestone - Bluestone - Blue Select - 6"x24"





HOMELY FEELING OF WARMTH





SET THE  
MOOD

Free to create

FIND INNOVATIVE WAYS TO COMBINE SIZES, MOSAICS AND SURFACES TO ACHIEVE ORIGINALITY IN TREND-SETTING COMMERCIAL AND RESIDENTIAL, SPACES FOR WALL AND FLOOR APPLICATION, INSIDE OR OUTSIDE. DELIVERING UNIQUE SOLUTIONS FOR EVERY PROJECT BY GIVING COMPLETE FREEDOM TO CREATE AND DECORATE WITH CONTEMPORARY STYLE.







**PROJECT**

FLOOR DESIGN

Journey Natural Ivory - 24"x48"

WALL DESIGN

Journey Natural Ivory - 12"x24" - 8"x40"



**PROJECT**  
FLOOR DESIGN  
Journey Natural Ivory - 24"x48"  
WALL DESIGN  
Journey Natural Ivory - 8"x40"




THE PLACE TO BE







UNPARALLELED  
CHARM AND WARM  
ATMOSPHERES







**PROJECT**

FLOOR DESIGN

Journey Modern Grey - 24"x48"

True Classic Oak - 8"x40"

WALL DESIGN

Journey Modern Grey - 24"x48"





IMPRESS YOUR GUESTS



**PROJECT**  
FLOOR DESIGN  
Journey Modern Grey - 24"x48"








## A SENSE OF WELCOMING BALANCE

INDOOR SPACES MEET EXTERIOR SETTINGS TO ACHIEVE A NEW STANDARD OF RARE BEAUTY BY TRANSITIONING COLORS AND STYLES FROM INSIDE TO OUTSIDE WITHOUT COMPROMISING SAFETY OR AESTHETICS. PRESTIGIOUS TOTAL LOOK EFFECTS ATTAINED BY THE COMBINATION OF DIFFERENT SURFACES, SIZES AND THICKNESS.





**PROJECT**

FLOOR DESIGN

Journey Modern Grey Grip - 12"x24"

Journey Modern Grey - 8"x40"

WALL DESIGN

Journey Modern Grey - 8"x40"

Journey Modern Grey Mosaic A - 12"x12"





**PROJECT**  
FLOOR DESIGN  
Journey Modern Grey Grip - 12"x24"  
WALL DESIGN  
Journey Modern Grey - 8"x40"



INSTILL INNER WELLNESS







THE ART OF  
CONTEMPORARY  
CONSISTENCY







**PROJECT**  
FLOOR DESIGN  
Frontier20 Modern Grey - 24"x24"



SUSTAINABILITY



RECYCLABLE

Tiles can be recycled inside the production process when not fired yet, or once they have finished their life-cycle can be used as compact base material on the contrary many plastic base material such as vinyl cannot.

SUSTAINABILITY



ECO-FRIENDLY AND SAFE

SUSTAINABILITY



ENERGY EFFICIENT

Tile's inherent thermal mass reduces peak heating and cooling, which helps moderate temperature swings in your home.

HEALTH



NATURAL INGREDIENTS

Tile is made of clays and other naturally-occurring minerals and does not contain chemicals with potential adverse health effects (pvc, voc, formaldehyde, plastic etc...)

SAFETY/DURABILITY



SCRATCH AND DENT RESISTANT

Tile is strong, hard and resistant to most type of scratches. Tile also, being an extremely dense material, doesn't fear any denting damage, like many others flooring materials do.

SAFETY/DURABILITY



FADE AND UV RESISTANT

SUSTAINABILITY



FLOOR HEAT FRIENDLY

SUSTAINABILITY



VERY LONG SERVICE LIFE

Tile when properly installed and maintained can last for decades.

SUSTAINABILITY



COST SAVING OVER TIME

Thanks to its long service life and easy maintenance, porcelain tile is very cost effective over time when compared to flooring products that need to be replaced more frequently.

SAFETY/DURABILITY



RESISTANT TO ACID

SAFETY/DURABILITY



WATER PROOF

Tile is very compact and impervious therefore doesn't absorb. With tile you'll never have to worry about water.

SAFETY/DURABILITY



FIRE PROOF

Tile doesn't burn, melt or give off toxic fumes when exposed to fire.

HEALTH



PREVENT BACTERIA GROWTH

Tile is completely inhospitable to bacteria. That means no mold or mildew, and a healthier home for you.

HEALTH



ZERO ALLERGENES

Tile is both hard and impervious therefore inhospitable to dust mites, bacteria, fungi, mold and other irritants.

HEALTH



ZERO SMOKE DEVELOPMENT

Tile never gives off toxic fumes, even when exposed to fire.

SAFETY/DURABILITY



DOESN'T BEND

Tile is hard and compact.

SAFETY/DURABILITY



PET FRIENDLY

Tile is both dog and cat scratch proof.

SAFETY/DURABILITY



RESISTANT TO FROST

Tile is snow and ice proof.

HEALTH



ZERO FORMALDEHYDE

Formaldehyde is known to lead to an increased incidence of asthma. Tile has zero formaldehyde.

HEALTH



ZERO PVC ZERO VOC

Tile is completely PVC and VOC (volatile organic compound) free that means a healthier home for you.

HEALTH



PLASTIC FREE

Tile are free from any PBM (Plastic Base Material) materials used in vinyl and LVT.

EASY CARE



STAIN RESISTANCE

EASY CARE



EASY TO KEEP CLEAN

VERSATILITY



FLOOR AND WALL

Tile is ideal for both floor and wall application indoor and outdoor.



NATURAL IVORY



COZY BEIGE



Available sizes



24"x48"  
MATT  
± 0.35" / 9 mm

24"x24"  
FRONTIER20  
± 0.8" / 20 mm

12"x24"  
MATT  
± 0.35"



12"x24"  
GRIP  
± 0.35"

8"x40"  
MATT  
± 0.35"

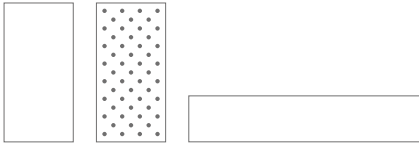
12"x12"  
MOSAIC A  
± 0.35"

12"x10"  
MOSAIC D  
± 0.35"

Color shading



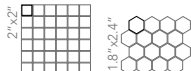
Available sizes



12"x24"  
MATT  
± 0.35"

12"x24"  
GRIP  
± 0.35"

8"x40"  
MATT  
± 0.35"



12"x12"  
MOSAIC A  
± 0.35"

12"x10"  
MOSAIC D  
± 0.35"

Color shading



The color of tiles printed in this catalog may differ from actual tiles. Tile color reproductions in this catalog are representative only. Slight tone and shade variations are inherent in porcelain tiles. Before selecting a color, we recommend that you contact your local representative, who will provide you with a sample piece of the requested tile.

This porcelain tile product is manufactured with a V2 shade variation. Remember that the amount of color as well as the texture of each piece may vary from tile to tile. Inspect the product immediately upon delivery and select tiles from many boxes during installation to minimize and blend any possible color difference.

MODERN GREY



CONTEMPORARY DARK



Available sizes



24"x48"  
MATT  
± 0.35" / 9 mm

24"x24"  
FRONTIER20  
± 0.8" / 20 mm

12"x24"  
MATT  
± 0.35"



12"x24"  
GRIP  
± 0.35"

8"x40"  
MATT  
± 0.35"

12"x12"  
MOSAIC A  
± 0.35"

12"x10"  
MOSAIC D  
± 0.35"

Color shading

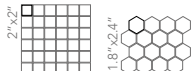


Available sizes



12"x24"  
MATT  
± 0.35"

8"x40"  
MATT  
± 0.35"



12"x12"  
MOSAIC A  
± 0.35"

12"x10"  
MOSAIC D  
± 0.35"

Color shading



Color Shading







Natural Ivory  
Mosaic A 2"x2"  
12"x12"



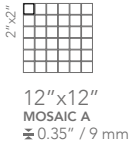
Cozy Beige  
Mosaic A 2"x2"  
12"x12"



Modern Grey  
Mosaic A 2"x2"  
12"x12"



Contemporary Dark  
Mosaic A 2"x2"  
12"x12"



12"x12"  
MOSAIC A  
1/8" 0.35" / 9 mm



Natural Ivory  
Mosaic D 1.8"x2.4"  
12"x10"



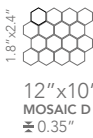
Cozy Beige  
Mosaic D 1.8"x2.4"  
12"x10"



Modern Grey  
Mosaic D 1.8"x2.4"  
12"x10"



Contemporary Dark  
Mosaic D 1.8"x2.4"  
12"x10"



12"x10"  
MOSAIC D  
1/8" 0.35"



COVE BASE



6"x12"

BULLNOSE



3"x24"

NATURAL IVORY

•

•

COZY BEIGE

•

•

MODERN GREY

•

•

CONTEMPORARY DARK

•

•





RECOMMENDED USE

Journey matt finish is recommended for indoor floors, walls, countertops, and outdoor walls in commercial and residential applications. The use of Journey matt finish is not recommended for outdoor floors (for that application use Grip finish or Frontier20). Landmark recommends an offset no greater than 30%, if a staggered pattern is required for tiles of 20” inches or longer. Landmark recommends the use of leveler for a proper installation.










CARE AND MAINTENANCE

Do not apply any wax or sealer to the product after installation. Regular cleaning is the best way to keep tiles looking good. Use clean, hot water (add household cleaner for more aggressive cleaning). Rinse thoroughly and dry with a soft cloth to prevent water spots. Please visit [lcusa.com](http://lcusa.com). For further information regarding the care and maintenance of Landmark products.

WARRANTY

Landmark guarantees that its products will meet or exceed the performance specifications set out in ANSI A137.1- 2012 and in the performance specifications section of the Landmark general catalog. For more information, please visit our website at [lcusa.com](http://lcusa.com).



PHYSICAL PROPERTIES	TEST ASTM	NORTH AMERICAN STANDARD A137.1*	RESULTS
 Water absorption *	C373	≤ 0.5%	COMPLY WITH ANSI A137.1
 DCOF Average dynamic coefficient of friction **	BOT 3000 test	≥ 0.42	≥ 0.42
 Resistance to freeze/thaw cycling *	C1026	As reported	RESISTANT
 Warpage (edge)	C485	Warpage ± 0.4% or ± 0.05 in	COMPLY WITH ANSI A137.1
 Warpage (diagonal)	C485	Warpage ± 0.4% or ± 0.07 in	COMPLY WITH ANSI A137.1
 Wedging	C502	± 0.25% or ± 0.03 in	COMPLY WITH ANSI A137.1
 Chemical resistance	C650	As reported	UNAFFECTED
 Breaking strength	C648	250 lbf or greater	COMPLY WITH ANSI A137.1
 Thickness	C499	Range: 0.04 in	COMPLY WITH ANSI A137.1

\* Average values referred to our production and related to the matt finish of the product.  
\*\* As far as values relating to the matt finish of the product and to tests carried out by certified external laboratories whose results are available upon request at Headoffice, we are willing to check the lot you are interested in purchasing.  
- Be sure to use tiles belonging to the same caliber.  
- Test results are available on request.  
- Landmark tiles can be slippery when wet. We recommend to make sure that the surface is always dry.  
- The information provided can be subject to change. Please refer to [lcusa.com](http://lcusa.com) for the latest, most accurate and up-to-date information.



